

MBA EMPLOYMENT REPORT



TUCK SCHOOL OF BUSINESS
AT DARTMOUTH
2022





MESSAGE FROM THE EXECUTIVE DIRECTOR

Leading companies around the world have long valued Tuck MBAs. And our employment data for the class of 2022 emphasizes the high esteem with which Tuck graduates are regarded—and rewarded.

The median total compensation for the class of 2022 surged to \$205,000, soundly eclipsing the previous record of \$180,000. The median starting base salary rose to \$175,000—up from \$150,000 a year ago—and the median signing bonus remained steady at \$30,000 with 93 percent of the class receiving a sign-on bonus.

Thanks to Tuck's rigorous curriculum, Tuck students graduate prepared to make an impact at the firms they join. Top companies around the world recognize that. The robust offers received by graduates in the class of 2022 are a testament to the work they put in during their two years at Tuck, setting themselves up for great success.

Of the most recent class, 98 percent received a job offer within three months of graduation, and 96 percent accepted offers within the same timeframe. Among international Tuck graduates seeking employment, 98 percent received offers within three months and 98 percent accepted offers.

The top industries for graduates were consulting, financial services, technology, and the triplet of health care, biotech, and pharma. Forty-seven percent of the graduating class secured roles in consulting, 20 percent in finance, 11 percent in technology, and nine percent in health care/biotech/pharma. Median base salaries rose for graduates across those top four broad industries when compared to Tuck's 2021 employment data.

During times of uncertainty, such as we have had in recent years, you need leaders in your organization that can balance their hard skills with a healthy level of empathy and an ability to thrive in teams. Tuck MBAs can, by and large, be plugged into any group environment and find success because they are adept at creating spaces where people can bring their best selves to the table. This makes them essential to not only the top consulting firms in the world but top companies in any industry.

Best,

Stephen Pidgeon T'07
Executive Director, Tuck Career Services



TUCK CLASS OF 2022

FULL-TIME EMPLOYMENT

TUCK CLASS OF 2022

GRADUATES	U.S. PERMANENT WORK AUTHORIZATION		NON-PERMANENT WORK AUTHORIZATION (U.S.)		TOTAL FULL-TIME MBA GRADUATES	
	STUDENTS	%	STUDENTS	%	STUDENTS	%
SEEKING EMPLOYMENT	193	90	62	94	255	91
NON-SEEKING EMPLOYMENT	20	9	4	6	24	9
COMPANY-SPONSORED; ALREADY EMPLOYED	7	3	0	0	7	3
CONTINUING EDUCATION	5	2	2	3	7	3
POSTPONING JOB SEARCH	0	0	0	0	0	0
STARTING A NEW BUSINESS	5	2	0	0	5	2
NOT SEEKING FOR OTHER REASONS	3	1	2	3	5	2
NO RECENT INFORMATION AVAILABLE	1	0	0	0	1	0
TOTAL GRADUATES	214	100%	66	100%	280	100%

CLASS OF 2022 OFFERS AND ACCEPTANCES BY 3 MONTHS AFTER GRADUATION

GRADUATES	SEEKING JOBS	OFFERS		ACCEPTANCES	
		#	%	#	%
U.S. PERMANENT WORK AUTHORIZATION	193	189	98	185	96
NON-PERMANENT WORK AUTHORIZATION (U.S.)	62	61	98	61	98
TOTAL GRADUATES SEEKING JOBS	255	250	98	246	96

The graduation date for the full-time MBA class of 2022 was June 12, 2022.

CLASS OF 2022 COMPENSATION SUMMARY

TYPE	MEDIAN (\$)	RANGE (\$)
ANNUAL BASE SALARY ¹	175,000	95,000 - 200,000
SIGNING BONUS ²	30,000	5,000 - 128,500

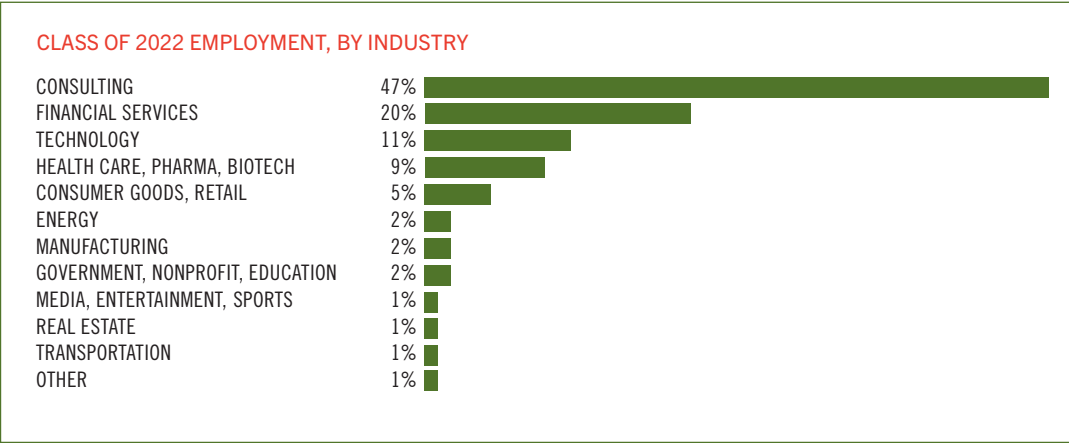
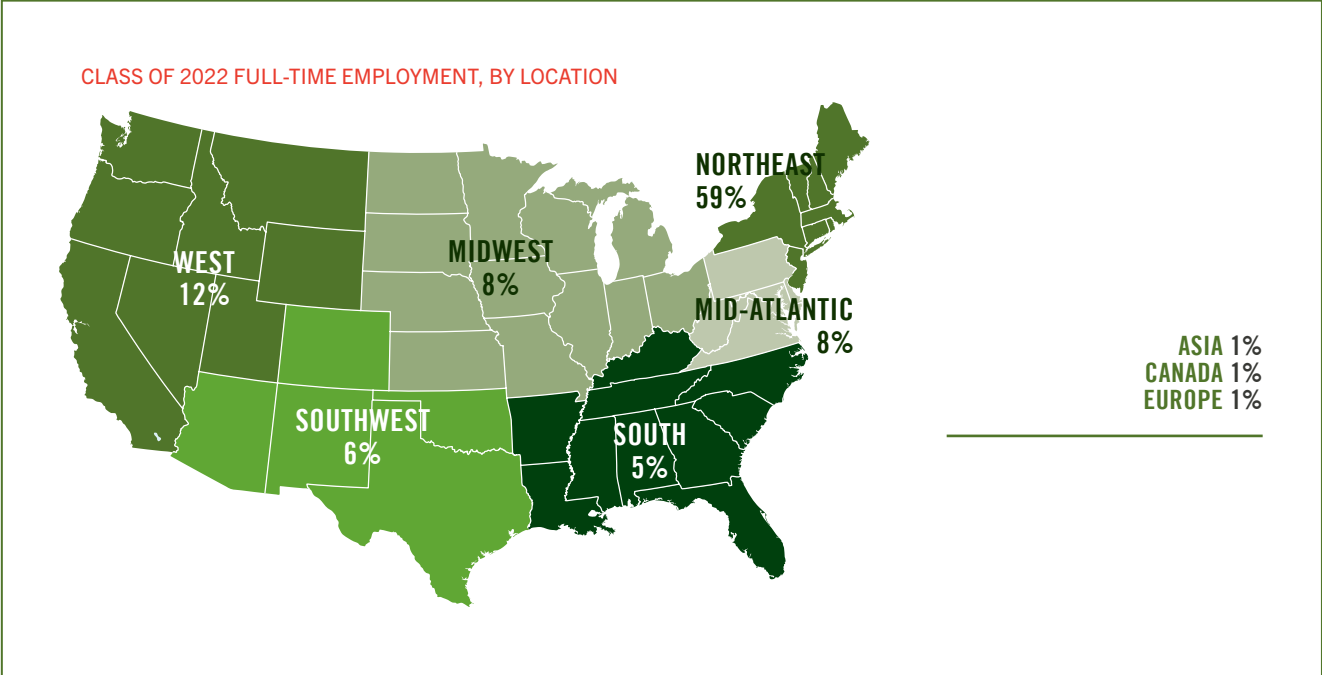
¹Compensation information is self-reported. Salary data was obtained from 88% of those graduates who were seeking employment and accepted a job offer by 3 months after graduation.

²Of the 88% of graduates reporting salary data, 93% reported receiving a signing bonus.

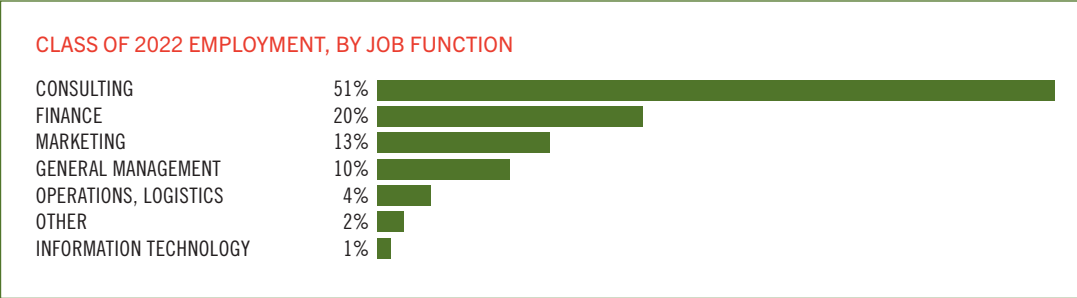


TUCK CLASS OF 2022

FULL-TIME EMPLOYMENT CONTINUED



Values that are greater than 0 but less than 1 are rounded to 1 to show presence. Numbers may not add to 100 due to rounding.



Values that are greater than 0 but less than 1 are rounded to 1 to show presence. Numbers may not add to 100 due to rounding.

TUCK CLASS OF 2022

PLACEMENT AND COMPENSATION SUMMARY

BASE COMPENSATION, BY INDUSTRY

INDUSTRY	PERCENT (%)	MEDIAN (\$)	BASE SALARY RANGE (\$)	PERCENT RECEIVING SIGNING BONUS (%)	MEDIAN SIGNING BONUS (\$)	SIGNING BONUS RANGE (\$)
CONSULTING	47	175,000	105,292 - 192,000	99	30,000	9,877 - 60,000
FINANCIAL SERVICES	20	175,000	100,000 - 200,000	85	50,000	5,000 - 60,000
INVESTMENT BANKING	13	175,000	150,000 - 185,000	100	50,000	10,000 - 60,000
OTHER FINANCE	3	133,000	100,000 - 159,000	71	25,000	5,000 - 50,000
INVESTMENT MANAGEMENT	2	150,000	125,000 - 190,000	75	40,000	30,000 - 57,500
PRIVATE EQUITY, VENTURE CAPITAL	2	120,000	100,000 - 200,000	0	*	*
TECHNOLOGY	11	140,000	129,000 - 185,000	92	35,000	5,000 - 128,500
HEALTHCARE, PHARMA, BIOTECH	9	130,000	118,000 - 185,000	95	35,000	5,000 - 80,000
CONSUMER GOODS, RETAIL	5	126,000	100,000 - 155,000	75	32,500	25,000 - 40,000
ENERGY	2	*	*	50	*	*
MANUFACTURING	2	135,000	135,000 - 175,000	100	45,000	30,000 - 45,000
GOVERNMENT, NON-PROFIT, EDUCATION	2	140,000	95,000 - 185,000	67	*	*
MEDIA, ENTERTAINMENT, SPORTS	1	*	*	0	*	*
REAL ESTATE	1	*	*	100	*	*
TRANSPORTATION	1	*	*	100	*	*
OTHER	1	*	*	50	*	*
ALL INDUSTRIES	100	175,000	95,000 - 200,000	93	30,000	5,000 - 128,500

BASE COMPENSATION, BY FUNCTION

FUNCTION	PERCENT (%)	MEDIAN (\$)	BASE SALARY RANGE (\$)	PERCENT RECEIVING SIGNING BONUS (%)	MEDIAN SIGNING BONUS (\$)	SIGNING BONUS RANGE (\$)
CONSULTING	51	175,000	105,292 - 192,000	99	30,000	9,877 - 60,000
FINANCE	20	175,000	100,000 - 200,000	87	50,000	5,000 - 60,000
INVESTMENT BANKING	13	175,000	150,000 - 185,000	100	50,000	40,000 - 60,000
PRIVATE EQUITY, VENTURE CAPITAL	4	150,000	100,000 - 200,000	29	*	*
CORPORATE FINANCE	1	132,500	125,000 - 140,000	100	35,000	27,000 - 43,000
INVESTMENT MANAGEMENT	1	*	*	100	*	*
OTHER FINANCE	1	*	*	100	*	*
MARKETING	13	140,000	95,000 - 185,000	83	30,000	5,000 - 128,500
GENERAL MANAGEMENT	10	131,300	120,000 - 175,000	95	40,000	5,000 - 80,000
OPERATIONS, LOGISTICS	4	132,000	110,000 - 175,000	78	30,000	6,500 - 53,000
OTHER	2	132,500	100,000 - 138,000	75	30,000	10,000 - 35,000
INFORMATION TECHNOLOGY	1	*	*	100	*	*
ALL FUNCTIONS	100	175,000	95,000 - 200,000	93	30,000	5,000 - 128,500

BASE COMPENSATION, BY LOCATION

LOCATION	PERCENT (%)	MEDIAN BASE SALARY (\$)	BASE SALARY RANGE (\$)
UNITED STATES	97	175,000	95,000 - 200,000
NORTHEAST (CT, ME, MA, NH, NJ, NY, RI, VT)	59	175,000	95,000 - 200,000
BOSTON	29	165,000	110,000 - 192,000
NEW YORK	29	175,000	95,000 - 200,000
OTHER	1	135,000	125,000 - 135,000
WEST (AK, CA, HI, ID, MT, NV, OR, UT, WA, WY)	12	165,000	100,000 - 190,000
SAN FRANCISCO BAY AREA	6	175,000	120,000 - 175,000
SEATTLE	4	148,000	100,000 - 175,000
LOS ANGELES	1	165,000	130,000 - 175,000
OTHER	1	*	*
MID-ATLANTIC (DC, DE, MD, PA, VA, WV)	8	175,000	100,000 - 190,000
MIDWEST (IL, IN, IA, KS, MI, MN, MO, NE, ND, OH, SD, WI)	8	175,000	118,000 - 192,000
CHICAGO	5	175,000	120,000 - 192,000
OTHER	1	*	*
MINNEAPOLIS-ST. PAUL	1	*	*
SOUTHWEST (AZ, CO, NM, OK, TX)	6	175,000	135,000 - 192,000
SOUTH (AL, AR, FL, GA, KY, LA, MS, NC, SC, TN)	5	175,000	100,000 - 192,000
OUTSIDE U.S.	3	127,439	105,292 - 159,772
ASIA	1	*	*
CANADA	1	*	*
EUROPE	1	*	*
ALL LOCATIONS	100	175,000	95,000 - 200,000

Values are excluded where the sample size is too small. Values that are greater than 0 but less than 1 are rounded to show presence.

Totals may not add to 100 due to rounding.

All data as of October 2022.



"I've taken Tuck's mission to heart. I will always be working on my leadership skills, but I have also become more cognizant about my impact on others in and out of the workplace."

— Jean Rieuthavorn T'22, Strategic Partnerships,
Lyft Healthcare

CLASS OF 2022 FULL-TIME EMPLOYERS

3Degrees Group	Ernst & Young	Optum
Alexander Group	Evercore Partners	Orion Infrastructure Capital
Alpha Square Group	EY-Parthenon	Oui Capital
Altman Solon	Federal Bureau of Investigation	PAR Technology
Amazon	Fidelity	PepsiCo
American Express	Formlabs	Pfizer
American Industrial Partners	Genentech	Philips
Analysis Group	Goldman Sachs	PJT Partners
Anheuser-Busch InBev	Google	Procter & Gamble
Available Power	Grain Management	Raymond James Financial
Bacardi USA	Guggenheim Partners	RBC Capital Markets
Bain & Company	Harris Williams	Russell Reynolds Associates
Bank of America Securities	Indeed.com	Sanofi
Banyan Global	Innosight	ServiceNow
Barclays	IQVIA	Tamr
Better Ventures	Iron Ox	Target
Boston Consulting Group	J.P. Morgan	The Chartis Group
Brightside	Jefferies Financial Group	The Clorox Company
C3.ai	Kearney	The Forest Road Company
Cambridge Associates	Keystone Strategy	The Madison Square Garden Company
Carlyle Group	L.E.K. Consulting	The Urban Grape
Citi	Lazard	Trio New College Network
Consolidated Edison	Liberty Mutual	Tyson Foods
Corning	Lyft	Tyton Partners
Courier Health	Manatt, Phelps & Phillips	UBS
CVS Health	Marathon Capital	Upstart
Danaher	MassHealth	Vertex Pharmaceuticals Incorporated
DaVita	McKinsey & Company	Visa
Deloitte	Microsoft	Wayfair
Devoted Health	Midunu	Welltower
DICK'S Sporting Goods	Monument Group	Williams College
Digital Currency Group	New York Times Company	Wilson Perumal & Company
Discover Financial Services	Nike	World Wildlife Fund
Ecolab	Oak Street Health	Zitara
Envista	Oliver Wyman	

TUCK CLASS OF 2022

SUMMER INTERNSHIPS

BASE COMPENSATION, BY INDUSTRY


INDUSTRY	PERCENT (%)	MEDIAN MONTHLY BASE SALARY (\$)	MONTHLY BASE SALARY RANGE (\$)
CONSULTING	38	14,500	3,175 - 15,167
FINANCIAL SERVICES	21	14,583	1,000 - 18,750
INVESTMENT BANKING	14	14,583	12,500 - 18,750
INVESTMENT MANAGEMENT	3	10,747	6,000 - 14,583
PRIVATE EQUITY, VENTURE CAPITAL	2	5,000	1,000 - 9,250
OTHER FINANCE	2	11,267	6,000 - 13,166
TECHNOLOGY	18	9,250	2,827 - 13,000
HEALTHCARE, PHARMA, BIOTECH	10	9,100	3,800 - 10,833
CONSUMER GOODS, RETAIL	5	8,500	3,380 - 10,833
MANUFACTURING	2	9,533	4,050 - 10,400
REAL ESTATE	2	8,320	5,200 - 9,187
ENERGY	1	11,250	8,000 - 11,250
MEDIA, ENTERTAINMENT, SPORTS	1	*	*
OTHER	1	*	*
GOVERNMENT, NON-PROFIT, EDUCATION	1	*	*
TRANSPORTATION	1	*	*
ALL INDUSTRIES	100	13,000	1,000 - 18,750

BASE COMPENSATION, BY FUNCTION

FUNCTION	PERCENT (%)	MEDIAN MONTHLY BASE SALARY (\$)	MONTHLY BASE SALARY RANGE (\$)
CONSULTING	40	14,500	3,033 - 15,167
FINANCE	22	14,583	1,000 - 18,750
INVESTMENT BANKING	14	14,583	12,500 - 18,750
PRIVATE EQUITY, VENTURE CAPITAL	3	5,000	1,000 - 9,250
CORPORATE FINANCE	2	9,267	4,507 - 11,267
INVESTMENT MANAGEMENT	1	11,867	6,000 - 14,583
OTHER FINANCE	1	8,900	5,200 - 12,500
MARKETING	15	8,500	2,000 - 12,821
OTHER	10	9,393	3,380 - 14,500
GENERAL MANAGEMENT	7	9,208	4,050 - 10,747
OPERATIONS, LOGISTICS	4	9,250	6,400 - 11,250
INFORMATION TECHNOLOGY	1	*	*
HUMAN RESOURCES	1	*	*
ALL FUNCTIONS	100	13,000	1,000 - 18,750

BASE COMPENSATION, BY LOCATION

LOCATION	PERCENT (%)	MEDIAN MONTHLY BASE SALARY (\$)	MONTHLY BASE SALARY RANGE (\$)
UNITED STATES	95	13,646	1,667 - 18,750
NORTHEAST (CT, ME, MA, NH, NJ, NY, RI, VT)	55	14,167	2,000 - 18,750
NEW YORK	29	14,541	2,000 - 18,750
BOSTON	24	13,921	3,175 - 15,167
OTHER	2	8,000	4,050 - 9,208
WEST (AK, CA, HI, ID, MT, NV, OR, UT, WA, WY)	19	9,663	3,380 - 15,167
SEATTLE	8	9,393	8,840 - 15,167
SAN FRANCISCO BAY AREA	7	9,667	3,380 - 14,583
OTHER	4	9,533	6,933 - 14,582
MIDWEST (IL, IN, IA, KS, MI, MN, MO, NE, ND, OH, SD, WI)	7	10,000	5,200 - 15,167
CHICAGO	4	12,200	7,800 - 15,167
MINNEAPOLIS-ST. PAUL	2	8,017	7,886 - 14,500
OTHER	2	9,604	5,200 - 14,600
MID-ATLANTIC (DC, DE, MD, PA, VA, WV)	5	11,527	7,800 - 15,167
SOUTHWEST (AZ, CO, NM, OK, TX)	5	13,758	1,667 - 14,600
SOUTH (AL, AR, FL, GA, KY, LA, MS, NC, SC, TN)	4	14,500	6,000 - 14,600
OUTSIDE U.S.	5	7,730	1,000 - 17,330
EUROPE	2	10,874	1,000 - 13,141
ASIA	2	6,000	3,405 - 17,330
CANADA	1	*	*
LATIN AMERICA AND THE CARIBBEAN	1	*	*
ALL LOCATIONS	100	13,000	\$1,000 - \$18,750



Values are excluded where the sample size is too small. Values that are greater than 0 but less than 1 are rounded to show presence.

Totals may not add to 100 due to rounding.

All data as of October 2022.

CLASS OF 2022 INTERNSHIP EMPLOYERS

3M	Ecolab	Nomura Securities International
Adobe Systems	Eli Lilly	Optum
AENU	Envista	Pacific Lake Partners
Aeris Partners	EY-Parthenon	Palantir Technologies
AKQA	Fanatics	PepsiCo
Alger	Fidelity	Pfizer
Alloy Therapeutics	Firefly Aerospace	Pimco
Altman Solon	Foundation Medicine	Piper Sandler & Co.
Amazon	frog design	PJT Partners
American Century Investment Company	Goldman Sachs	Raymond James Financial
American Express	Google	RBC Capital Markets
American Tower Corporation	Graham Partners	Riot Games
Analysis Group	Guggenheim Partners	Ripple
Anduril Industries	Gusto	Rivian Automotive
Anheuser-Busch InBev	Halp	Sanofi
Antin Infrastructure Partners	Hines	Schramsberg Vineyards
Antler VC	Indeed.com	ServiceNow
Atlassian	Innosight	Simon-Kucher & Partners
Bain & Company	Intuit	SimpliSafe
Bank Jago	J.P. Morgan	Starwood Capital Group
Bank of America Securities	Jefferies Financial Group	The Bridgespan Group
Barclays	Johnson & Johnson	The Madison Square Garden Company
Bizydev	Kearney	The Vanguard Group
Block Renovation	Keystone Strategy	Thermo Fisher Scientific
BoldVoice	L.E.K. Consulting	Thirty Madison
Boston Consulting Group	Lazard	Thompson Thrift
Broadreach Capital Partners	LinkedIn Corporation	TopQuadrant
Brunswick Corporation	Maev	Trailhead Capital
BVI Medical	Maine Venture Fund	TRINITY
Capital One	Marathon Digital Holdings	Trove
Checkr	Mars & Co	Tyson Foods
Colgate-Palmolive	Marsh & McLennan Companies	UBS
Corning	McDonald's	UCLA Health System
Credit Suisse	McKinsey & Company	Ukio
Cruise	Meta	United Road
CVS Health	Microsoft	UPMC Healthcare
Danaher	Morgan Stanley	Vertex Pharmaceuticals Incorporated
DaVita	Neuberger Berman	Warmly
Deloitte	New Balance	Wayfair
DICK'S Sporting Goods	NextEra Energy	West Monroe Partners
Divvy Engagement Solutions	Nike	WillowTree



"It was important to me that my MBA experience come with a bit of stretch; that I would be challenged personally and professionally."

— Kevin White T'22, Sr. Product Manager, Amazon Web Services

TUCK CAREER SERVICES ADVISERS

WWW.TUCK.DARTMOUTH.EDU/MBA/CAREER-SERVICES/MEET-OUR-TEAM

STEPHEN PIDGEON T'07 EXECUTIVE DIRECTOR

EXPERIENCE

McKinsey & Company, television and movie production

EDUCATION

University of Westminster, Tuck MBA

FOCUS

Media & Entertainment

MARC AQUILA T'07

EXPERIENCE

Dartmouth College, RSG, John Deere, Columbia Business School

EDUCATION

Columbia University, Tuck MBA

FOCUS

General Management, Health Care

CAROLINE CANNON T'98

EXPERIENCE

Consultant in start-ups and turn-around, entrepreneur (co-founder of InspiringKids, Inc., Clarisond, Inc., and more), Renaissance Consulting (now Balanced Scorecard Collaborative)

EDUCATION

UNC Chapel Hill, Tuck MBA

FOCUS

Social Impact, Entrepreneurship, Marketing

SARAH DIGIACOMO

EXPERIENCE

Dartmouth College, St. Lawrence University

EDUCATION

SUNY Potsdam, St. Lawrence University (MEd)

FOCUS

Targeted job search, Energy

ANDREW KAESTLE T'17

EXPERIENCE

Bain; Ernst & Young

EDUCATION

University of San Diego, Tuck MBA

FOCUS

Consulting

LAURA MOGILNER T'08

EXPERIENCE

Google, Fintech, Cleantech, Start-ups

EDUCATION

University of Illinois, Tuck MBA

FOCUS

Technology, West Coast

DEIRDRE O'DONNELL

EXPERIENCE

Lehman Brothers; fixed income, global diversity recruiting

EDUCATION

St. Lawrence University

FOCUS

Finance (all aspects, including real estate)

AGNIESZKA (AGA) SYPNIEWSKA

EXPERIENCE

Business communication and career, language, and writing coaching, University of Central Florida, Florida Atlantic University, and Nanyang Business School, Singapore

EDUCATION

Szczecin University, University of Central Florida MBA

FOCUS

International students



TUCK SCHOOL OF BUSINESS
AT DARTMOUTH

100 Tuck Hall
Hanover, NH 03755-9000
USA

Career Services
Tuck School of Business at Dartmouth
100 Tuck Hall
Hanover, NH 03755-9000
Tel: 603-646-2461

tuck.career.services@tuck.dartmouth.edu
www.tuck.dartmouth.edu
www.tuck.dartmouth.edu/careers

© 2023 Trustees of Dartmouth College. All rights reserved.